


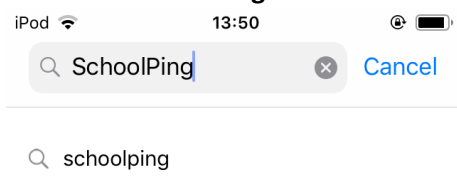
School Ping Instructions for Apple Devices

Note: In order to use **SchoolPing** you will need to be connected to the Internet via **Wi-Fi** or **Mobile Data**.


1. Firstly locate **Apple Store** on your Apple device.




2. Once you have clicked and opened the **Apple Store** app in the search bar located at the top search for **SchoolPing**.




3. Once you have searched for **SchoolPing** install the application by pressing the **GET** button.



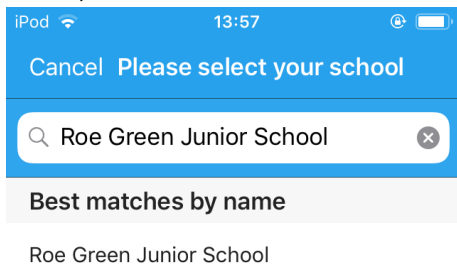
4. Once installed return to your devices home screen and locate the **SchoolPing** app.



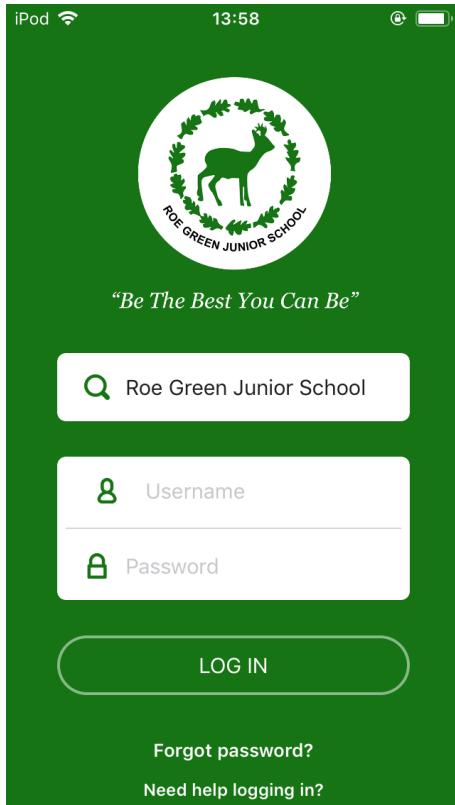
5. Once you have opened the **SchoolPing** app search for **Roe Green Junior School** using the **Select your school here...** search box.



6. Once you have searched for **Roe Green Junior School** you will see our school as shown below, select our school.



7. You will then see the schools **SchoolPing** home screen.



iPod 13:58

ROE GREEN JUNIOR SCHOOL

"Be The Best You Can Be"

Q Roe Green Junior School

Username

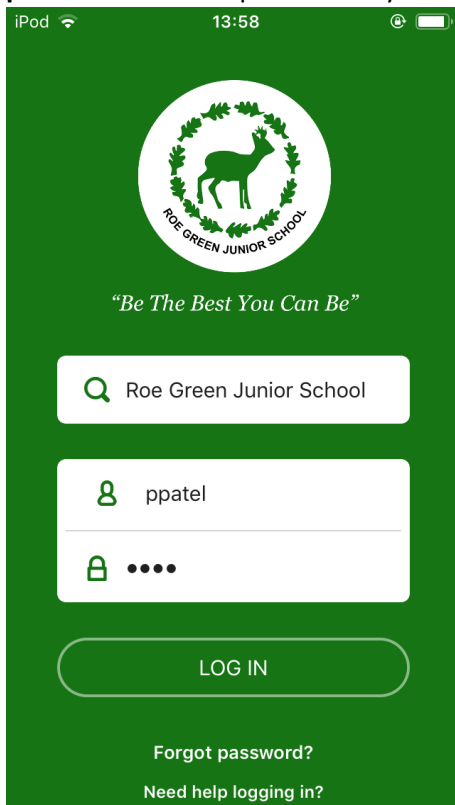
Password

LOG IN

Forgot password?

Need help logging in?

8. Your child will then be provided with a set of login details. Enter your **username** and **password** that was provided to you.



iPod 13:58

ROE GREEN JUNIOR SCHOOL

"Be The Best You Can Be"

Q Roe Green Junior School

ppatel


••••

LOG IN

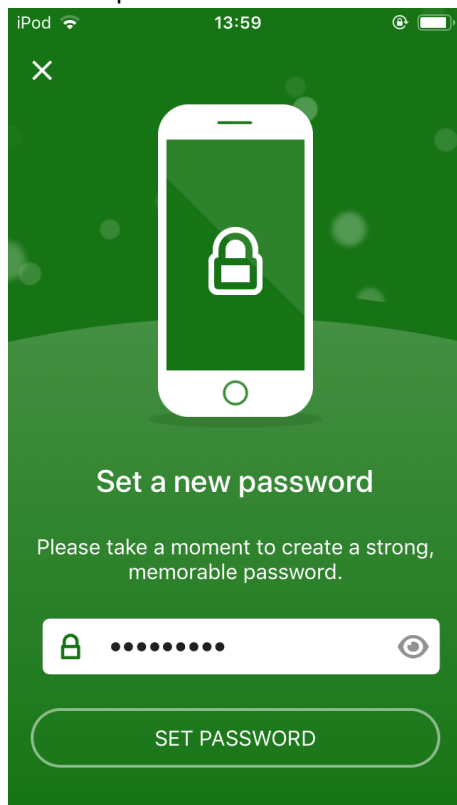
Forgot password?

Need help logging in?

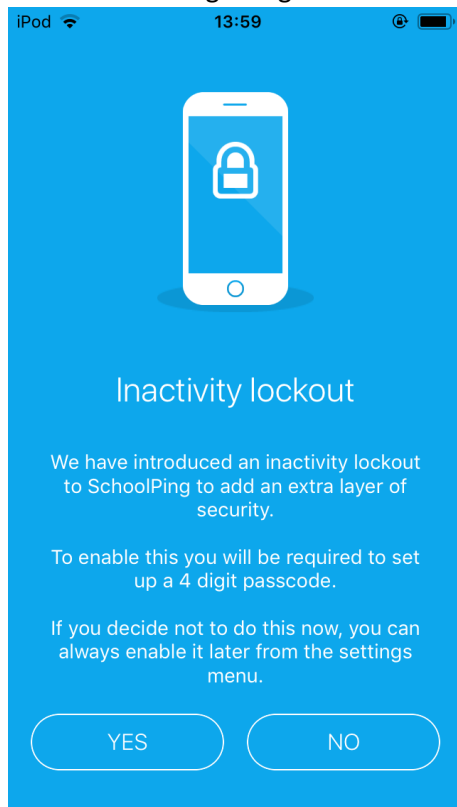
9. Once you have logged in you will see a welcome message, click the next button.



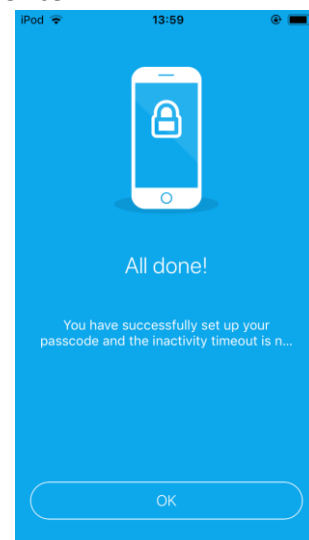
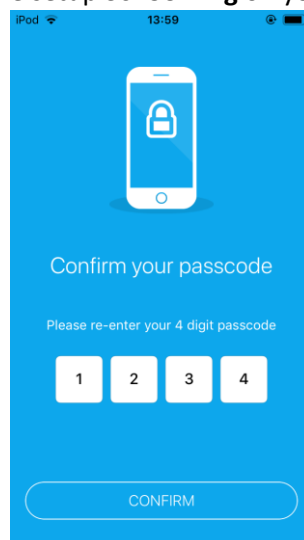
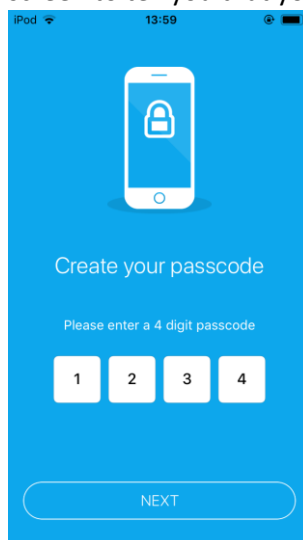
10. You will be asked to set a **new password**. Once you have set your password you will be asked to provide an email address to verify your account.



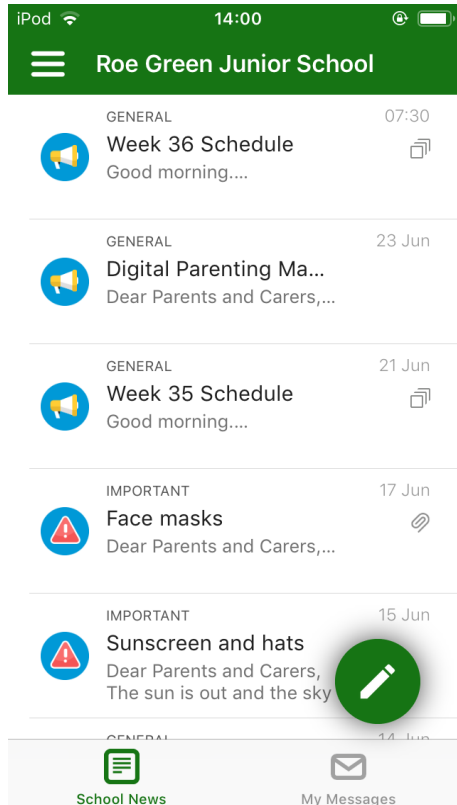
11. Once you have set your password and entered an email address you will see the below screen appear. This is a **2 factor authentication** to add an extra layer of security to stop unwanted users gaining access to messages for **SchoolPing**.



12. You will then need to your 4 digit security code **twice** once when you create your passcode and secondly to confirm your passcode. Once you have set your passcode you will see screen to tell you that you have setup **SchoolPing** on your device.



13. You will then be able to see all your messages that **Roe Green Junior School** have sent.



14. **SchoolPing** will be the schools main method of communication with parents. It is important that you check the app on a daily basis so that you can keep up to date with latest news and updates regarding the school. If you require help please ask for **Mr Patel** at the **Junior Reception** and he will be happy to assist you.