

Monster Mayhem!

#1

A painting to
examine!



Hello. Are you ready for some monster mayhem? Are you ready to create your own monsters and think of where these wild things are... or are they wild?






The above painting is called **'Landscape With Aeneas at Delos'**

You can find some information about it the The National Gallery's website:

<https://www.nationalgallery.org.uk/paintings/claude-landscape-with-aeneas-at-delos>

If you click on the above link you will find the image. Above the image, click the word 'description' in the white bar and you can read some information about the characters at the front of the painting. We are told that the figure in white is a king who is pointing to an olive and palm tree. At the bottom of the image is a box with a small version of the image. On its base is a line with a negative sign at one end and a positive at the other. Clicking on these symbols will allow you to zoom in and out of the painting.


Imagine, the king is pointing to the tower on the left hand side of the painting and not the tree. Now, imagine that the ship which is next to the tower has been abandoned. Imagine, it was abandoned by a group of sailors who were in search of a legendary monster who lives in the tower. Imagine the conversation between the robed king and the figure in red. The figure in red wants to know all about the creature in the tower. Your task is to create the most wonderful, fabulous monster ever known to human kind. Let me give you some tips with ideas but we want you to come up with your own and write about the monster in as much detail as you can.

-  Where did the monster come from? Did it fall from the sky? Did it evolve from dinosaurs or a stray meteor?
-  What does he look like? Be original – do not copy any monsters which already exist in myth, legend or film
-  Why does it live in the tower? Was it abandoned? Does it keep any secrets and has to be confined so the secret does not come out?
-  What does it eat? Sailors? Fresh air? Hidden jewels of the sea?
-  Has it ever left the tower? Would it shatter the surrounding buildings if it did? Is it cursed?

Create a book, poster or interview all about your monster.

2

A map to discover!



Now, try to draw a map using the painting and the map shown.

Steps:

- Draw an outline, a squiggly outline with a harbour, peninsula and a delta (look these words up in a dictionary)
- Add rivers and their tributaries.
- Add trees, castles, towers, temples, ruins, and the site of a shipwreck
- Add a compass showing its eight points.
- What about a lighthouse?
- Can you add clear, neat labels of made up places?

Carefully colour the land and the sea. Add layers of different colours or blend colours to show depth. Use a felt tip to outline the coast. A fine liner or felt tip will work well for any buildings, creatures or other features.

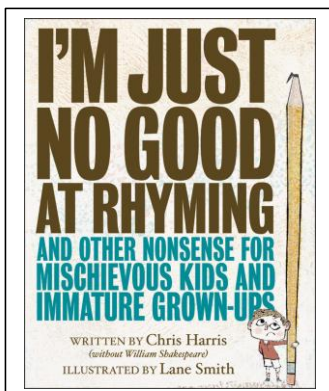
3

A poem to read

Deep in the Land of Ca'narot

Deep in the land of Ca'narot
 In the shadow of Mount Garghul
 Where long ago the Elvons fought
 The Orlocs for the Sword of N
 Freedo, Son of toth-M'Heap
 Turned to loyal Gilterflame, and asked
 outside of Proggor's Keep,
 'Doesn't anyone here have a normal
 name?'"

Written by Chris Harris from the book:



Have you heard of a zine? (Read it as zeen)

Here's a short video showing you what they are.

<https://www.youtube.com/watch?v=lxqr9e3wCxl>

Read the poem opposite.

Imagine that the Orlocs (from the poem) are monsters!

Create a zine about an Orloc. Here are ideas of what you should include on the pages of your zine.

Front Cover: A colourful drawing of an Orloc.

Page 1: Where the Orloc lives.

Page 2: What the Orlocs eat – with labels.

Page 3: What the Orlocs drink – with labels.

Page 4: Who the Orlocs fight with.

Page 5: What the Orlocs are afraid of.

Page 6: How an Orloc sleeps.

Page 7 (Back cover): What you would do if you met an Orloc?

AB RGJS 2020